


ARE YOU READY  
FOR AN  
EMERGENCY  
DISASTER 

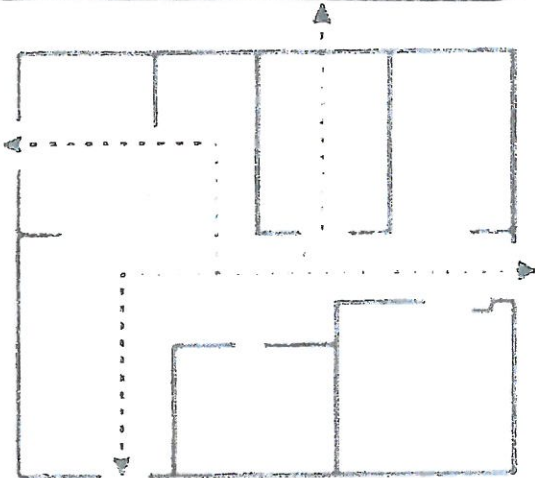
# Are You Ready for a Disaster?




11.5.2018



**DO YOU HAVE A SURVIVAL KIT?**



**DO YOU HAVE A PLAN?**



**ARE YOU INFORMED?**

# Pet Emergency Kit Checklist

116-2015



**FOR PETS**

## **FOOD AND WATER**

- **DRINKING WATER AND FOOD** – 3 Day supply for each pet – a cat or a dog will generally need one gallon of water for 3 days
- **FOOD**
- **BOWLS OR BOTTLES**
- **MANUAL CAN OPENER**

**CLEANING SUPPLIES** – depending on the pet you may need litter box, paper towels, plastic trash bags, grooming items and household bleach.

## **HEALTH SUPPLIES**

- **MEDICINES AND VETERINARIAN MEDICAL RECORDS IN WATER PROOF CONTAINERS**
- **FIRST AID KIT WITH A PET FIRST AID BOOK**

## **TRANSPORT SUPPLIES**

- **STURDY LEASH, HARNESS OR CARRIER TO TRANSPORT PET SAFETY** – a carrier should be large enough for the animal to stand comfortably, turn around and lie down. Your pet may have to stay in the carrier for several hours.

## **COMFORT ITEMS**

- **PET TOYS AND PET BED** - If you can easily bring it to reduce stress.


## **PAPERWORK**

- **CURRENT PHOTOS AND DESCRIPTIONS TO HELP OTHERS TO IDENTIFY THEM AND PROVE THEY ARE YOUR PET IN CASE YOU BECOME SEPARATED**
- **INFORMATION ON FEEDING SCHEDULES, MEDICAL CONDITIONS OR BEHAVIOR PROBLEMS**
- **NAME AND PHONE NUMBER OF YOUR VETERINARIAN** - in case you have to board your pet or place them in foster care.



# Be Informed

11 15 2018



**STAY INFORMED**

**FOR EMERGENCY INFORMATION AND/OR UPDATES REGARDING YOU OR YOUR PETS – go to <https://www.cdc.gov>**

**CHECK WITH LOCAL HEALTH DEPARTMENT OR EMERGENCY MANAGEMENT AGENCY AND FIND OUT WHAT KIND OF EMERGENCIES COULD HAPPEN IN YOUR AREA.**

**FIND OUT HOW TO GET LOCAL EMERGENCY ALERTS – check with your local health department and emergency management agency to see how they share emergency information and find out best way to get disaster information from local authorities.**

**Some communities use:**

- **EMERGENCY TEXTS**
- **PHONE CALL SYSTEMS**
- **DIGITAL ROAD SIGNS**
- **SOCIAL MEDIA**
- **SIRENS, LIGHTS AND SPEAKERS**

**LEARN ABOUT YOUR COMMUNITY WARNING SIGNS. BE ABLE TO RECOGNIZE WHAT THE WARNINGS SIGNALS SOUND AND LOOK LIKE AND WHAT YOU SHOULD DO WHEN YOU HEAR OR SEE THEM.**

**TUNE IN – LISTEN AND WATCH RELIABLE NEWS SOURCES**